

Oxygen and Carbon Dioxide Permeability of Wheat Gluten Film: Effect of Relative Humidity and Temperature

H. Mujica-Paz and N. Gontard*

ENSIA/CIRAD, B.P. 5098, 1101 avenue Agropolis, 34033 Montpellier Cedex 01, France

The combined effect of relative humidity (RH) and temperature on O₂ and CO₂ permeability and selectivity (CO₂ to O₂ permeability ratio) of a wheat gluten film was evaluated using response surface methodology. Studied ranges of RH and temperature were 0–100% and 3–45 °C, respectively. CO₂ and O₂ permeabilities ranged from 88 to 55 580 and from 77 to 1970 amol m⁻¹ s⁻¹ Pa⁻¹, respectively. RH had an exponential effect on the CO₂ and O₂ permeabilities and selectivities of wheat gluten film. The effect of temperature appeared to be less pronounced in comparison with that of RH. High selectivity values (28 at 24 °C and 100% RH) of wheat gluten films would be very advantageous for fresh fruit and vegetable preservation under modified atmospheres.

Keywords: *Wheat gluten films; edible films; gas permeability; selectivity*

INTRODUCTION

Fruits and vegetables undergo progressive deterioration immediately after harvest. Postharvest deterioration occurs mainly through processes of physiological change and moisture loss (Pech et al., 1994; Kader, 1988). Modification of the atmosphere surrounding horticultural commodities is a method used to extend shelf life and to improve quality (Exama et al., 1993). In modified atmosphere packaging (MAP), the natural process of product respiration is used to reduce O₂ and increase CO₂ in conjunction with adequate gas exchange through a package. The low O₂ and increased CO₂ concentrations slow down respiration and thus ripening and senescence (Cameron et al., 1989; Chau and Talasila, 1994; Kader et al., 1989).

Polymeric films semipermeable to gases are the most popular to create MAP. However, for actively respiring fruits and vegetables commercially available polymeric films have not been very successful, because these films are not sufficiently permeable to O₂ (Yam and Lee, 1995; Exama et al., 1993). Thus, the quantity of O₂ in the package drops rapidly, inducing detrimental anaerobic conditions (Kader et al., 1989). To overcome this problem, the potential of edible films to generate a favorable MAP has been considered (Gennadios and Weller, 1990; Gontard and Guilbert, 1994; Koelsch, 1994; Guilbert et al., 1996). Edible films based on wheat gluten proteins have proved to have good film-forming and gas permeability properties (Gontard, 1991; Gennadios and Weller, 1990).

Barrier properties of films are affected by temperature and, in the case of synthetic or natural hydrophilic films, by humidity (Pascat, 1986; Mannheim and Passy, 1985). Gas permeability measurements of wheat gluten films, generally conducted at fixed temperature and dry conditions (Gennadios and Weller, 1990; Aydt et al., 1991; Gennadios et al., 1993a), have shown high oxygen barrier properties. In another study O₂ permeability of wheat gluten films was determined at different temperatures and 0% relative humidity (RH) (Gennadios et al., 1993b). Results showed very good agreement with the Arrhenius model. Recent studies have shown

that O₂ and CO₂ permeabilities and gas selectivity (CO₂ to O₂ permeability ratio) of wheat gluten film are very sensitive to RH (Gontard et al., 1996). These authors also found that wheat gluten film tends to have a high gas selectivity value, which is of particular importance for MAP applications to fresh fruits and vegetables.

At present, no work has dealt with the effects of both temperature and RH on gas permeability of wheat gluten film, whereas this knowledge is required, particularly in a range of climates and handling conditions, to evaluate their real applicability in MAP systems.

The effect of temperature and RH on physical and mechanical properties of wheat gluten film has been related to glass transition. Under these conditions, the films exhibit so-called anomalous or non-Fickian sorption and diffusion behavior with the penetrants (Gontard, 1991).

Due to the lack of gas permeability data and the complexity of the combined effect of temperature and RH on gas permeability of protein-based films, further research is necessary. Therefore, to obtain an overall view and acquire practical information, the present study was undertaken to investigate the combined effect of temperature and RH on oxygen and carbon dioxide permeabilities of a wheat gluten film, using response surface methodology.

MATERIALS AND METHODS

Film Preparation. The Gontard et al. (1992) procedure was used. The film-forming solution (100 mL) was prepared using 7.5 g of gluten (Amylum Aquitaine, Bordeaux, France), 0.025 g of sodium sulfite (Prolabo, Montpellier, France), 45 mL of ethanol (Carlo Erba, Milano, Italy), 1.5 g of glycerol (Labover, Montpellier, France), and distilled water. pH of the solution was brought to 4 using acetic acid (Baker, Deventer, Holland). All of the components were mixed vigorously and warmed at 45 °C. The film-forming solution was then spread onto a plexiglass leveled surface using a thin-layer chromatography applicator and dried at 30 °C in a ventilated oven for 12 h.

Film Thickness. The thickness of the film was measured with a micrometer (Braive, Checy, France). Ten readings were taken at random positions around the film, and the results were averaged. Films used in permeation tests had a thickness of 80 ± 3 μm.

Film Conditioning. To shorten the time needed to reach steady state during permeability measurements, each gluten

* Author to whom correspondence should be addressed (fax +33 4 67 61 70 55; e-mail gontard@cirad.fr).

Table 1. Coded and Real Values for the Variables of the Central Composite Design

coded value	-1.41	-1	0	1	1.41
T (°C)	3	9	24	39	45
RH (%)	0	14.6	50	85.3	100

film was placed in a desiccator with one of several saturated salt solutions (Multon et al., 1991) and kept for 5 days in a constant-temperature chamber before being used for the permeation tests.

Permeability Measurement. Oxygen and carbon dioxide permeability measurements were carried out according to the isostatic method as described by Gontard et al. (1996).

The permeation cell consisted of two stainless steel chambers separated by a film sample. The testing gas was directed into one chamber, and pure nitrogen gas was directed into the other. Pressures in the chambers were equalized and maintained at atmospheric pressure. The nitrogen and oxygen or carbon dioxide streams were humidified by incorporating a humidifying device in each stream. It consists of two glass flasks containing a saturated salt solution through which a stream of gas was bubbled, before entering into the cell chamber. When necessary, instead of a saturated salt solution, the second bubbling flask contained a glycerol-distilled water solution (ASTM, 1954) to fit the exact RH.

The concentration of permeant gas in the carrier stream was measured using a gas analyzer PAK 12X (Abiss, Villemoisson, France). The gas analyzer is equipped with an electrochemical oxygen detector and an infrared sensor to determine the carbon dioxide concentration. Flow rates were measured with a Chromoptic flow meter (Auxerre, France).

At steady state (constant oxygen or carbon dioxide concentration in the nitrogen stream), flow rate and gas composition of the nitrogen stream were measured and used to calculate oxygen or carbon dioxide permeability. Permeability (P) was calculated as described by Chao and Rizvi (1988)

$$P = J(\Delta x)/A(\Delta p) \quad (1)$$

where P is the CO_2 or O_2 permeability ($\text{amol s}^{-1} \text{m}^{-1} \text{Pa}^{-1}$), J is the transmission rate of CO_2 or O_2 (amol/s), Δx is the film thickness (m), A is the surface area of the film (m^2), and Δp is the differential partial pressure of the permeant gas across the film (Pa) ($\text{amol} = 10^{-18} \text{mol}$).

Selectivity is the CO_2 permeability to O_2 permeability ratio.

Experimental Design. A central composite design was chosen for this study (Gacula and Sing, 1984). The variables are temperature and RH. Each variable was coded at five levels: -1.414, -1, 0, 1, and 1.414 (Table 1).

Statistical Analysis. Statgraphics (1988) software was used to conduct the response surface methodology. A second-order polynomial expression of two variables was fitted

$$Y = b_0 + b_1 X_1 + b_2 X_2 + b_{12} X_1 X_2 + b_{11} X_1^2 + b_{22} X_2^2 \quad (2)$$

where Y represents the response (O_2 permeability, CO_2 permeability, or selectivity); X_1 and X_2 are the codified values of temperature and relative humidity, respectively; b_0 is a constant; b_1 and b_2 are linear coefficients; b_{12} is the cross-product coefficient; and b_{11} and b_{22} are quadratic coefficients.

RESULTS AND DISCUSSION

The results are summarized in Table 2. CO_2 permeability ranged from 88 to 55 580 $\text{amol m}^{-1} \text{s}^{-1} \text{Pa}^{-1}$ and O_2 permeability from 77 to 1970 $\text{amol m}^{-1} \text{s}^{-1} \text{Pa}^{-1}$ when RH changed from 0 to 100%, at 24 °C. CO_2 permeability values are higher than those of O_2 . The gas selectivity ranged from 1 to 28 in the tested conditions.

Model Fitting. Regression analysis with experimental data and with their logarithms was carried out. Logarithmic transformation was done due to the high variation of permeability values with temperature and

Table 2. Central Composite Design Arrangement and Responses

variable levels		responses		
T (°C)	RH (%)	CO_2 permeability ($\text{amol s}^{-1} \text{m}^{-1} \text{Pa}^{-1}$)	O_2 permeability ($\text{amol s}^{-1} \text{m}^{-1} \text{Pa}^{-1}$)	selectivity
9	14.6	258	111	2.3
39	14.6	314	131	2.4
9	85.3	11475	1011	11.3
39	85.3	22353	863	25.9
3	50	317	181	1.7
45	50	1026	233	4.4
24	0	88	77	1.1
24	100	55580	1970	28.2
24	50	536	159	3.3
24	50	545	152	3.5

Table 3. Regression Coefficients and Level of Significance for the Fitted Model^a

coeff	$\log \text{O}_2$ permeability ($\text{amol s}^{-1} \text{m}^{-1} \text{Pa}^{-1}$)	$\log \text{CO}_2$ permeability ($\text{amol s}^{-1} \text{m}^{-1} \text{Pa}^{-1}$)	CO_2 to O_2 permeability ratio
b_0	2.19	2.73	3.47
b_1	0.02	0.16*	2.29**
b_2	0.47***	0.93***	8.85***
b_{12}	-0.04	0.05	3.62**
b_{11}	0.08	0.10	0.20
b_{22}	0.21***	0.37**	6.00***
R^2	0.99	0.98	0.97

^a *, significant at 10% level; **, significant at 5% level; ***, significant at 1% level.

RH. The regression coefficients, statistical analysis, and level of significance of the selected models are presented in Table 3. The coefficients of determination of the models obtained with the logarithm of permeability values are highly significant ($R^2 = 0.99$ and 0.98), indicating that the models correctly fit the data. With regard to the selectivity (CO_2 permeability to O_2 permeability ratio), the best fitted model was obtained with actual permeability values ($R^2 = 0.97$).

Regression coefficient values and significance showed that RH was the predominant factor influencing the CO_2 and O_2 permeabilities and selectivity of wheat gluten film (Table 3). Positive b_2 and b_{22} coefficients indicate that increases in RH increased gas permeability and selectivity. Note that temperature was a significant factor in CO_2 permeability and selectivity models. Significant interaction between temperature and RH (b_{12}) was observed for selectivity.

The second-order polynomial equations were then used to represent the data in three-dimensional plots as seen in Figures 1, 2, and 4.

Permeability to Oxygen. Figure 1 shows the predicted O_2 permeability of wheat gluten film as a function of temperature and RH. Within the studied temperature range, O_2 permeability remained low and fairly constant ($100 \text{amol m}^{-1} \text{s}^{-1} \text{Pa}^{-1}$) for $\text{RH} < 50\%$. At $\text{RH} > 50\%$, O_2 permeability increased exponentially and approached very high values.

RH dependence of O_2 permeability of protein-based films was observed by McHugh and Krochta (1994) and Gontard et al. (1996). This high sensitivity to RH is shared with other films made of nylon 6 (Hernández, 1994), cellulose (Paine and Paine, 1983), cellophane (Krochta, 1992), methylcellulose (Rico Peña and Torres, 1990), and fruit puree (McHugh et al., 1996).

The rise in O_2 permeability as a function of RH may be related to the hydrophilicity of wheat gluten proteins due to their high content of amide groups (Gontard et al., 1992). Interactions between water molecules and

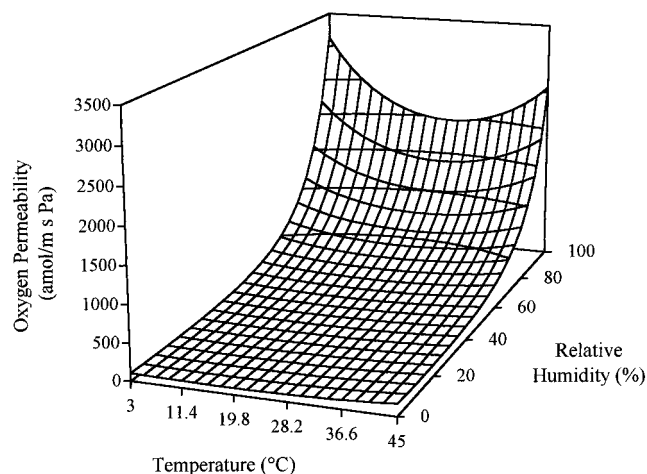


Figure 1. Variation of O₂ permeability of a wheat gluten based film as a function of RH and temperature.

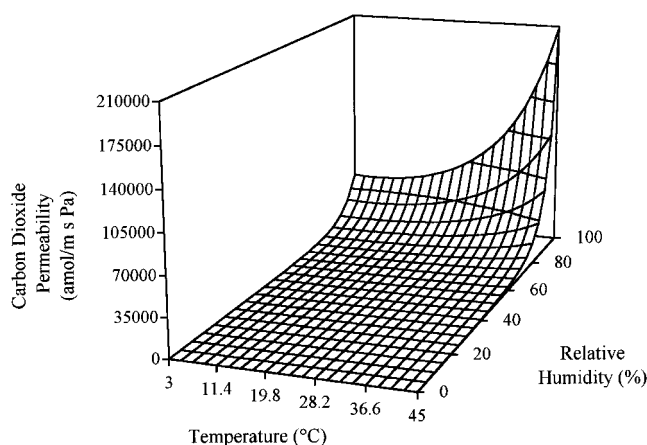


Figure 2. Variation of CO₂ permeability of a wheat gluten based film as a function of RH and temperature.

amide groups contribute to a high water content in the film at high RH (increasing gas solubility) and to a modification in the protein network structure. The disruption of hydrogen bonds may create additional sites for the dissolution of oxygen and increase mobility of the O₂ molecules within the polymer bulk phase (Gennadios and Weller, 1990; Gontard et al., 1993, 1996). This modification would correspond to a change from a glassy to a viscoelastic state (Gontard et al., 1996). Under dry conditions, interchain hydrogen bonds of the gluten proteins form a strong network structure. The glass transition temperature (T_g) is one of the more important properties of polymers directly related to structure modifications that affect the diffusivity and, subsequently, the permeability of gases. A lower mobility of the protein chains makes the O₂ diffusion difficult (Krochta, 1992; Gontard et al., 1993; Gennadios et al., 1993b; Slade and Levine, 1995).

The statistical analysis (Table 3) showed that temperature did not significantly influence O₂ permeability. Therefore, conclusive discussions on the O₂ permeability variations observed in the response surface plotted with the developed empirical model (Figure 1) cannot be made. The dependence of the O₂ permeability on temperature could not be described with the second-order polynomial. As expected from theoretical considerations, the gas permeability of films should vary with temperature following an Arrhenius-type relationship (Paine and Paine, 1983; Mannheim and Passy 1985)

$$\ln P = \ln P_0 + (E_p/R)(1/T) \quad (3)$$

where E_p is the activation energy of permeability (J/mol), R is the universal gas constant (8.314 J/mol K), T is the absolute temperature (K), and P_0 is the Arrhenius constant (amol/m s Pa).

This unexpected behavior of O₂ permeability may be partly due to the relative changes in diffusivity (D) and solubility (S) of oxygen, as they vary with temperature (Samaniego-Esquerria and Robertson, 1991):

$$D = D_0 \exp(-E_D/RT) \quad (4)$$

$$S = S_0 \exp(-\Delta H_S/RT) \quad (5)$$

where E_D and $-\Delta H_S$ are the energy of diffusion and heat of solution, respectively.

O₂ diffusion increases and O₂ solubility decreases as temperature rises; hence, their contribution to permeability values, which is defined as the product of D and S (Pascat, 1986; Chao and Rizvi, 1988), will be the result of a coupled overall complex effect of temperature on permeability of a hydrophilic film, such as wheat gluten film. The low-temperature effect could also be masked by the predominant effect of RH.

Permeability to Carbon Dioxide. As for O₂ permeability, CO₂ permeability revealed an upward trend with increasing RH (Figure 2). CO₂ permeability remained low at low RH (<50%), whatever the temperature, and rose suddenly beyond 50% RH. Note that carbon dioxide permeability seems to be very sensitive to changes in RH. CO₂ permeability at 100% RH and 24 °C (55580 amol m⁻¹ s⁻¹ Pa⁻¹) was 29 times higher than O₂ permeability in the same conditions.

The difference in CO₂ and O₂ permeabilities may be partially explained in terms of solubility of these gases in water. In dry conditions (0% RH and 24 °C, Table 2), CO₂ and O₂ permeability values are very close (88 and 77 amol m⁻¹ s⁻¹ Pa⁻¹, respectively). Henry's law constants for CO₂ and O₂ in water at 25 °C are 7.4×10^7 and 2.6×10^9 Pa mol fraction⁻¹ respectively, indicating that CO₂ is 35 times more soluble than O₂ in water (Perry et al., 1984). This value was close to that of the CO₂ to O₂ permeability ratio, observed at 100% RH and 24 °C (Table 2). Hence, the higher solubility in the water may enhance the transport of CO₂ through the wheat gluten film with an increased water content.

The significant and positive effect of the temperature on CO₂ permeability is more evident in high RH conditions (Figure 2). It is presumed that the increase of CO₂ diffusion with temperature is more important than the decrease of CO₂ solubility.

Predicted CO₂ permeabilities were used to generate Arrhenius plots at different RH values (over the temperature range of 9–39 °C), by using eq 3. Figure 3 shows that a change occurred in the slope of the Arrhenius plots, which were lower at low temperatures. Hence, energy of permeation (E_p) values were different for high and low temperatures. E_p was calculated, above and below the discontinuity range temperature. E_p values were close to zero at temperatures below the inflection point whatever the RH and ranged from 26 kJ/mol at 0% RH to 46 kJ/mol at 100% RH above the inflection point. These E_p values were comparable with those of synthetic films such as polyamides (15–48 kJ/mol), *trans*-polyisoprene (12–45 kJ/mol) (Arvanitoyannis et al., 1992; Arvanitoyannis and Blanshard, 1993),

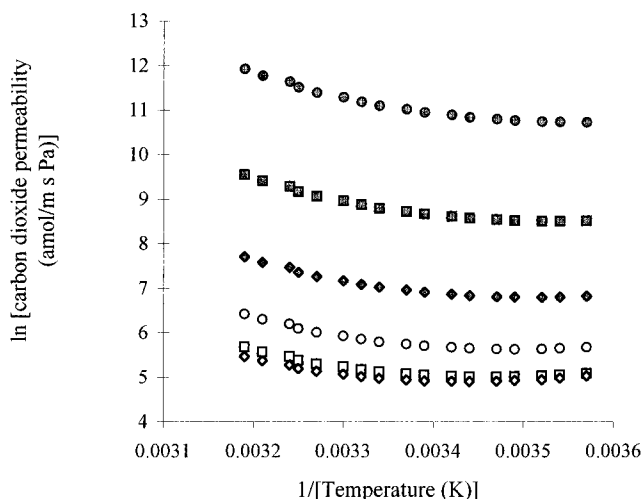


Figure 3. Arrhenius plot for carbon dioxide permeability of wheat gluten film at different RH values: (●) 100% RH; (■) 80% RH; (◆) 60% RH; (○) 40% RH; (□) 20% RH; (◇) 0% RH.

and poly(vinyl chloride) (41.5 kJ/mol) (Doyon et al., 1991) but higher than those of edible starch films (0.1–2.6 kJ/mol) (Arvanitoyannis et al., 1994).

Such discontinuity, also noticed by Arvanitoyannis et al. (1994) for the permeation of O_2 and CO_2 in potato and rice starch films, could be correlated to the glass transitions of polymer network (Kumins, 1965; Gennadios et al., 1993b; Gontard and Ring, 1996). The temperature at which the inflection point occurred decreased when RH increased. This observation is in agreement with the evolution of T_g with RH (Gontard and Ring, 1996). Nevertheless, to obtain a valuable correlation between these phenomena, further and precise investigations are required in the region of T and RH, where glass transition takes place. It would also be convenient to evaluate separately the effects of temperature, RH, and water content on gas solubility and diffusivity (the cofactors defining permeability), to gain a better understanding of the phenomena occurring during gas permeation through the wheat gluten film. Research on these subjects is actually in progress in our laboratory.

Selectivity and Potential Application of Wheat Gluten Films. The selectivity is one of the most descriptive parameters of a packaging film. It determines the possible combination of oxygen and carbon dioxide concentrations inside the film that should be in correspondance with fruit and vegetable needs (Kader and Zagory, 1989).

Wheat gluten film selectivity was also found to be highly dependent on RH (Figure 4). An exponential increase of the selectivity is also observed when RH increases beyond 50%. The shape of the response surface was characteristic of interaction between temperature and RH. A wide range of selectivity values was exhibited by the wheat gluten film (3–28), unlike with most polymeric films, the selectivity of which usually lies between 4 and 6 (Zagory and Kader, 1988; Yam and Lee, 1995).

Fruits and vegetables increase their respiration rate and CO_2 production with temperature. Inside the package, high CO_2 concentrations can be harmful to CO_2 -sensitive products. A packaging film leading to low injury levels would be necessary (Kader et al., 1989; Church, 1994). This film should change its diffusion properties in correspondance with the change in the product respiration rate. In that respect, it seems that

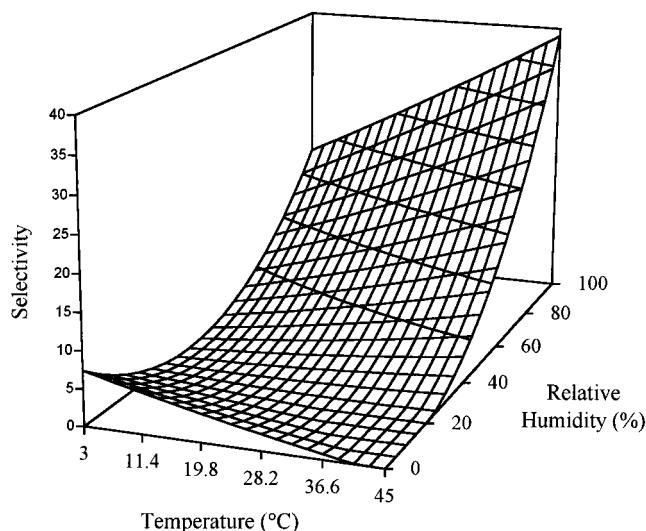


Figure 4. Variation of the gas selectivity of a wheat gluten based film as a function of RH and temperature.

wheat gluten film could act as an “active packaging” (Labuza and Breene, 1989; Gontard et al., 1996), by increasing CO_2 and O_2 permeabilities and selectivity concomitantly with the rise in respiration. Research is being carried out to test the wheat gluten films performance in preservation of fresh mushroom and tropical fruits by MAP.

ACKNOWLEDGMENT

We thank Dr. Stephane Guilbert and Dr. Bernard Cuiq for their constructive criticism of the manuscript.

LITERATURE CITED

- Arvanitoyannis, I.; Blanshard, J. M. V. Anionic copolymers of ortanelactam with lauroactam (nylon 8/12 copolymers): VII. Study of diffusion and permeation of gases in undrawn and uniaxially-drawn (conditioned at different relative humidities) polyamide films. *J. Appl. Polym. Sci.* **1993**, *47* (11), 1933–1959.
- Arvanitoyannis, I.; Heath, R.; Embeoglou, I. Diffusion and permeation of gases in undrawn and radially drawn films of native and commercial gutta-percha (*trans*-polyisoprene). *Polym. Int.* **1992**, *29*, 161–171.
- Arvanitoyannis, I.; Kalichevsky, M.; Blanshard, J. M. V. Study of diffusion and permeation of gases in undrawn and uniaxially drawn films made from potato and rice starch conditioned at different relative humidities. *Carbohydr. Polym.* **1994**, *24*, 1–15.
- ASTM. Recommended practice for maintaining constant relative humidity by means of aqueous solutions. *ASTM Book of Standards*; ASTM: Philadelphia, 1954; E104.
- Aydt, T. P.; Weller, C. L.; Testin, R. F. Mechanical and barrier properties of edible corn and wheat protein films. *Trans. ASAE* **1991**, *34* (1), 207–211.
- Cameron, A. C.; Boylan-Pett, W.; Lee, J. Design of modified atmosphere packaging systems: modeling oxygen concentrations with sealed packages of tomato fruits. *J. Food Sci.* **1989**, *34*, 1413–1416, 1421.
- Chao, R. R.; Rizvi, S. S. H. Oxygen and water vapor transport through polymeric film: A review of modeling approaches. In *Food and Packaging Interactions*; Hotchkiss, J. H., Ed.; ACS Symposium Series 365; American Chemical Society: Washington, DC, 1988; 217 pp.
- Chau, K. V.; Talasila, P. C. Design of modified atmosphere packages for fresh fruits and vegetables. In *Minimal Processing of Foods and Process Optimization: An Interface*; Singh, R. P., Oliveira, F. A. R., Eds.; CRC Press: Boca Raton, FL, 1994; Chapter 27.

- Church, N. Developments in modified-atmosphere packaging and related technologies. *Trends Food Sci. Technol.* **1994**, *5*, 345–352.
- Doyon, G.; Gagnon, J.; Toupin, C.; Castaigne, F. Gas transmission properties of polyvinyl chloride (PVC) films studied under subambient and ambient conditions for modified atmosphere packaging applications. *Packag. Technol. Sci.* **1991**, *4*, 157–165.
- Exama, A.; Arul, J.; Lencki, R. W.; Lee, L. Z.; Toupin, C. Suitability of plastic films for modified atmosphere packaging of fruits and vegetables. *J. Food Sci.* **1993**, *58* (6), 1365–1370.
- Gacula, M. C.; Sing, J. *Statistical Methods in Food and Consumer Research*; Academic Press: Orlando, FL, 1984; pp 214–273.
- Gennadios, A.; Weller, C. L. Edible films and coatings from wheat and corn proteins. *Food Technol.* **1990**, *44* (10), 63–69.
- Gennadios, A.; Weller, C. L.; Testin, R. F. Property modification of edible wheat gluten based film. *Trans ASAE* **1993a**, *36* (2), 465–470.
- Gennadios, A.; Weller, C. L.; Testin, R. F. Temperature effect on oxygen permeability of edible protein-based films. *J. Food Sci.* **1993b**, *58* (1), 212–214, 219.
- Gontard, N. Films et enrobages comestibles: étude et amélioration des propriétés filmogènes de gluten. Ph.D. Dissertation, Université de Montpellier II, Montpellier, France, 1991.
- Gontard, N.; Guilbert, S. Bio-packaging: technology and properties of edible and/or biodegradable material of agricultural origin. In *Food Processing and Preservation*; Mathouthi, M., Ed.; Blackie Academic and Professional: Glasgow, 1994; Chapter 9.
- Gontard, N.; Ring, S. Edible wheat gluten film - Influence of water content on glass transition temperature. *J. Agric. Food Chem.* **1996**, *44* (11), 3474–3478.
- Gontard, N.; Guilbert, S.; Cuq, J. L. Edible wheat gluten films: influence of the main process variables on film properties using response surface methodology. *J. Food Sci.* **1992**, *57*, 190–195, 199.
- Gontard, N.; Guilbert, S.; Cuq, J. L. Water and glycerol as plasticizers affect mechanical and water vapor barriers properties of an edible wheat gluten films. *J. Food Sci.* **1993**, *58*, 206–211.
- Gontard, N.; Thibault, R.; Cuq, B.; Guilbert, S. Influence of relative humidity and film composition on oxygen and carbon dioxide permeabilities of edible films. *J. Agric. Food Chem.* **1996**, *44* (4), 1064–1069.
- Guilbert, S.; Gontard, N.; Gorris, L. Prolongation of the shelf life of perishable products using biodegradable films and coatings. *Lebensm. Wiss. Technol.* **1996**, *29*, 10–17.
- Hernandez, R. Effect of water vapor on the transport properties of oxygen through polyamide packaging materials. *J. Food Eng.* **1994**, *22*, 495–507.
- Kader, A. A. Biochemical and physiological basis for effects of controlled and modified atmospheres on fruits and vegetables. *Food Technol.* **1988**, *5*, 99–104.
- Kader, A. A.; Zagory, D.; Kerbel, E. L. Modified atmosphere packaging of fruits and vegetables. *CRC Crit. Rev. Food Sci. Nutr.* **1989**, *28* (1), 1–30.
- Koelsch, C. Edible water vapor barriers: properties and promise. *Trends Food Sci. Technol.* **1994**, *5*, 76–81.
- Krochta, J. M. Control of mass transfer in foods with edible-coatings films. In *Advances in Food Engineering*; Speiss, W. E., Schubert, H., Eds.; Elsevier: Essex, England, 1992; Chapter 39.
- Kumins, C. A. Transport through polymers films. *J. Polym. Sci. Part C* **1965**, *10*, 1–9.
- Labuza, T. P.; Breene, M. Applications of "active packaging" for improvement of shelf-life and nutritional quality of fresh and extended shelf-life foods. *J. Food Process. Preserv.* **1989**, *13*, 1–69.
- Mannheim, C.; Passy, N. Choise of packages for food with specific considerations of water activity. In *Properties of Water in Food in Relation to Quality and Stability*; Simatos, D., Multon, J. L., Eds.; Martinus Nijhoff Publishers: Dordrecht, The Netherlands, 1985; pp 375–392.
- McHugh, T. H.; Krochta, J. M. Sorbitol vs glycerol plasticized whey protein edible films: integrated oxygen permeability and tensile property evaluation. *J. Agric. Food Chem.* **1994**, *42* (4), 841–845.
- McHugh, T. H.; Huxsoll, C. C.; Krochta, J. M. Permeability properties of fruit puree edible films. *J. Food Sci.* **1996**, *61* (1), 88–91.
- Multon, J. L.; Bizot, H.; Martin, G. Mesure de l'eau adsorbée dans les aliments. In *Techniques d'Analyse et de Contrôle dans les Industries Agricoles et Alimentaires*; Multon, J. L., Ed.; Lavoisier-Techniques et Documentation: Paris, 1991; Vol. 4, Chapter 1.
- Paine, F. A.; Paine, H. Y. Using barrier materials efficiently. In *A Handbook of Food Packaging*; Leonard Hill: Glasgow, 1983; pp 296–339.
- Pascal, B. Study of some factors affecting permeability. In *Food Packaging and Preservation: Theory and Practice*; Mathlouthi, M., Ed.; Elsevier Applied Science Publishers: London, 1986; Chapter 2.
- Pech, J. C.; Balague, C.; Latche, A.; Bouzayen, M. Postharvest physiology of climateric fruits: recent developments in the biosynthesis and action of ethylene. *Sci. Aliments* **1994**, *3*–15.
- Perry, R. H.; Green, D. W.; Maloney, J. O. *Perry's Chemical Engineers' Handbook*; Crawford, H. B., Eckes, B. E., Eds.; McGraw-Hill Book: New York, 1984; Chapter 3.
- Rico Peña, D. C.; Torres, J. A. Oxygen transmission of an edible methylcellulose-palmitic acid film. *J. Food Process Eng.* **1990**, *13*, 125–133.
- Samaniego-Esguerra, C. M.; Robertson, G. L. Development of a mathematical model for the effect of temperature and relative humidity on the water vapour permeability of plastic films. *Packag. Technol. Sci.* **1991**, *4*, 61–68.
- Slade, L.; Levine, H. Glass transitions and water-food structure interactions. In *Advances in Food and Nutrition Research*; Kinsella, J. E., Taylor, S. L., Eds.; Academic Press: San Diego, 1995; Vol. 38, pp 103–270.
- Statgraphics. *Statgraphics User's Guide*; STSC: Rockville, MD, 1988.
- Yam, K. L.; Lee, D. S. Design of modified atmosphere packaging for fresh produce. In *Active Food Packaging*; Rooney, M. L., Ed.; Blackie Academic and Professional: Glasgow, 1995; Chapter 3.
- Zagory, D.; Kader, A. A. Modified atmosphere packaging of fresh produce. *Food Technol.* **1988**, *42* (9), 70–77.

Received for review March 12, 1997. Revised manuscript received June 26, 1997. Accepted July 31, 1997.® This study was supported by the European Commission under contract AIRE-CT 92-0125. H.M.P. is grateful to CONACYT-Mexico for financial support.

JF970201V

® Abstract published in *Advance ACS Abstracts*, September 15, 1997.